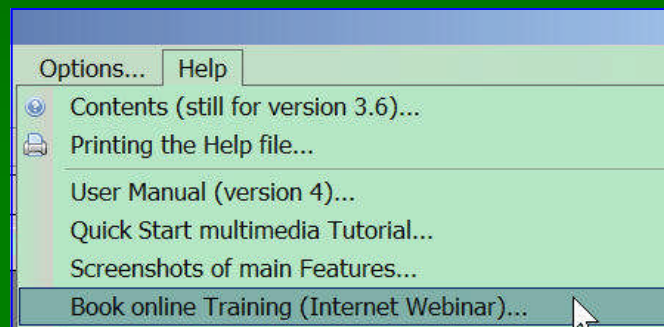
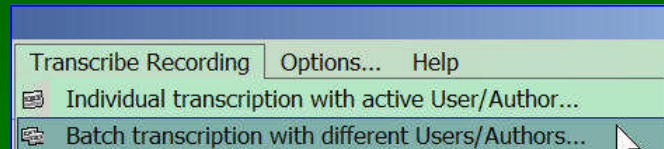
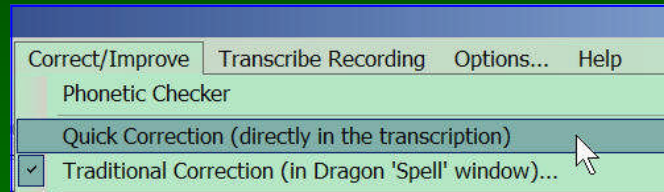
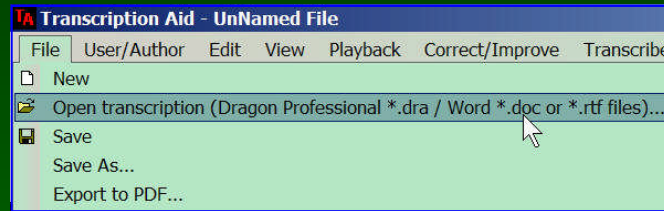
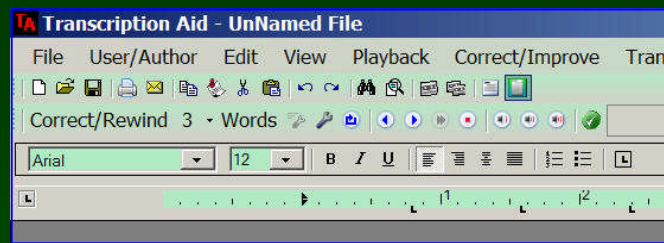



What is new in Transcription?...

Transcription AID 5 is a major update of the five-year-old application already well established throughout Europe and the States. Main, amazing features:

1. Full support for Windows Vista, Citrix and the new Dragon NaturallySpeaking Medical.
2. Improved “plug-and-play” foot pedal support to work much faster in three different “modes”: during Playback, inside the Dragon “Spell Window” and navigating misrecognitions with the “Phonetic Checker” activated.
3. Ameliorated “Quick Correct” correction mode. Unlike the old fashioned Dragon “Spell Window”, it allows for much faster correction and improvement of the Speech files, directly in the main screen of the application.
4. Automatic format conversion and transcription of voice recordings made with virtually any digital recorder, PDA, MP3 player and Smartphone. Supports now the new “DSS Pro” format when using a compatible recorder, like Grundig.
5. Improved Batch Transcription Module. Unattended sound format conversion (as above), User Speech files switching and transcription of numerous voice recordings from multiple dictating authors, in the background.
6. Better English “Phonetic Checker”. Unlike conventional spellcheckers, it automatically spots the most probable acoustic mistakes made by the speech engine. Allows the typist to quickly jump to them without playing back the entire transcription, with a new foot pedal “mode” (see 2).
7. Some new Workflow features to easily manage transcriptions and their revisions, as well as facilitate compatibility with most EMR systems.



Check: www.transcriptionaid.net/comparative/index.php



**The key to unlocking
NaturallySpeaking's efficiency
and cost saving transcription potential!**



With Transcription AID, simply dictate into a digital recording device or PC **and forget about having to correct anything!**

- NaturallySpeaking will automatically transcribe the author's dictation
- The typist will correct the transcription, **improving the Author's profile in the process for further accuracy!**



Square Ambiorix 30 - 5 ème
1000 Bruxelles - Belgique
Tél. +32 2 7331688 / 1687 - Fax +32 2 7331687
www.speechware.be
www.transcriptionaid.net

**Perfect documents and
Speech files —for maximum accuracy,
without any correction and effort!**



Transcription AID is a revolutionary application bundled with a traditional style USB transcriptionists' foot pedal.

Transcription AID greatly simplifies, expands and enhances the capabilities of

Dragon NaturallySpeaking and specially its Medical or Legal versions –the world leading speech recognition package.

Transcription AID & Dragon

After years of research and development, speech recognition has finally come of age. Today, anyone with good dictation habits can get impressive results, up to 98% accuracy or better.

For this to happen, NaturallySpeaking users (authors) would have to make corrections to the automatic transcription (documents) themselves. This is quite time consuming and uncomfortable for many busy professionals. Hence, the crucial step of improving the author's profile simply does not happen in most cases...

Transcription AID, the first application of its kind, solves this problem. Playing back the synchronized original voice recording (dictation) while reading the transcription, by pressing an USB foot pedal, any typist is able to easily make corrections and improve the voice profile at the same time –this is just like a traditional transcription machine with all the advantages of digital!

• Dictate anywhere and into virtually any digital dictation device

Dictate from any location using a handheld digital recorder, PDA, Smartphone, or even MP3 with good voice recording. You can also dictate directly into your PC or laptop.

• Perfect synchronization of voice recording and transcription

Playing the voice recording (dictation) while simultaneously reading the automatic transcription greatly facilitates the correction process, allowing for simple comparison between sound and text. No more tape or “cassette” rewind to find the right spot!

• No “Playback Dropout” allows for instructions to the typist

Typists can safely correct and edit transcriptions with no damage to the original voice recordings. The unmodified recording file is preserved as an archival record. This unique technology also allows the author to insert procedural or formatting instructions to the typist, anywhere within the dictation.

• Simple, easy to use interface

The intuitive interface, similar to Microsoft Word, reduces learning time for the typist and allows advanced formatting including unlimited number of “Undo” & “Redo” operations; tab settings or paragraph indents.

• Simple Worklow features

To easily manage transcriptions and their revisions, as well as facilitate compatibility with most EMR and voice recording management systems, without using complex database tools.

With Transcription AID, the burden of making corrections in the automatically transcribed text, as well as improving the Speech files for accuracy, is easily transferred from the author to the typist:

Workflow - Authors

1. Dictate
2. Save the dictation
3. Send the dictation to the typist

The author's work is finished!

Workflow - Typists

1. Open either the voice recording (or the transcription)
NaturallySpeaking automatically transcribes the author's recording in the former case.
2. Make corrections
The typist simply reads the transcription. Whenever an illogical word or phrase occurs, a quick press of the foot pedal (function key or mouse click) enables the typist to hear the author in perfect synchronization with the transcription. In this way, the typist can easily correct and improve the author's speech profile.
3. Save the corrected document
The corrected and edited document is sent

Transcription AID is so intuitive, fast and easy to use, it will quickly win the heart of any typist.

Concentrate in what you are good and efficient at (dictation) and work in a much more productive and comfortable way!...